

Shareholding Pattern as per Clause 35 of the Listing Agreement

Name of the company	VISCO TRADE ASSOCIATES LTD
Scrip Code, Name of the scrip, class of security:	EQUITY SHARES
Quarter ended:	September 2012


(I)(a) Statement Showing Shareholding Pattern

Partly paid-up shares:-	No. of partly paid-up shares	As a % of total no. of partly paid-up shares	As a % of total no. of shares of the company
Held by promoter/promoter group	NIL	NA	NA
Held by public	NIL	NA	NA
Total			
Outstanding convertible securities:-	No. of outstanding securities	As a % of total no. of outstanding convertible securities	As a % of total no. of shares of the company, assuming full conversion of the convertible securities
Held by promoter/promoter group	NIL	NA	NA
Held by public	NIL	NA	NA
Total			
Warrants:-	No. of warrants	As a % of total no. of warrants	As a % of total no. of shares of the company, assuming full conversion of warrants
Held by promoter/promoter group	NIL	NA	NA
Held by public	NIL	NA	NA
Total			
Total paid-up capital of the company, assuming full conversion of warrants and convertible securities	4802800		100.000



Statement Showing Shareholding Pattern

Category code	Category of Shareholder	Number of Shareholders	Total number of shares	Number of shares held in dematerialized form	Total shareholding as a percentage of total number of shares		Shares Pledged or otherwise encumbered	
					As a percentage of (A+B) ¹	As a percentage of (A+B+C)	Number of shares	As a percentage
(I)	(II)	(III)	(IV)	(V)	(VI)	(VII)	(VIII)	(IX) = (VIII)/(IV)*100
(A)	Shareholding of Promoter and Promoter							
1	Indian							
(a)	Individuals/ Hindu Undivided Family	2	13000	0	0.271	0.271	0	0.000
(b)	Central Government/ State Government(s)	-	-	-	-	-	-	-
(c)	Bodies Corporate	1	228500	-	4.758	4.758	-	-
(d)	Financial Institutions/ Banks	-	-	-	-	-	-	-
(e)	Any Others(Specify)	-	-	-	-	-	-	-
	Sub Total(A)(1)	3	241500	0	5.028	5.028	0	0.000
2	Foreign							
a	Individuals (Non-Residents Individuals/ Foreign Individuals)	-	-	-	-	-	-	-
b	Bodies Corporate	-	-	-	-	-	-	-
c	Institutions	-	-	-	-	-	-	-
d	Qualified Foreign Investor	-	-	-	-	-	-	-
e	Any Others(Specify)	-	-	-	-	-	-	-
	Sub Total(A)(2)	-	-	-	-	-	-	-
	Total Shareholding of Promoter and Promoter Group (A)= (A)(1)+(A)(2)	3	241500	0	5.028	5.028	0	0.000




(B)	Public shareholding							
1	Institutions	-	-	-	-	-	-	-
(a)	Mutual Funds/ UTI	-	-	-	-	-	-	-
(b)	Financial Institutions / Banks	-	-	-	-	-	-	-
(c)	Central Government/ State Government(s)	-	-	-	-	-	-	-
(d)	Venture Capital Funds	-	-	-	-	-	-	-
(e)	Insurance Companies	-	-	-	-	-	-	-
(f)	Foreign Institutional Investors	-	-	-	-	-	-	-
(g)	Foreign Venture Capital Investors	-	-	-	-	-	-	-
(h)	Qualified Foreign Investor	-	-	-	-	-	-	-
(i)	Any Other (specify)	-	-	-	-	-	-	-
	Sub-Total (B)(1)	0	0	0	0.000	0.000	0	0.000
B 2	Non-institutions							
(a)	Bodies Corporate	27	4471400	0	93.100	93.100	0	0.000
(b)	Individuals							
I	Individuals -i. Individual shareholders holding nominal share capital up to Rs 1 lakh	107	16435	0	0.342	0.342	0	0.000
II	ii. Individual shareholders holding nominal share capital in excess of Rs. 1 lakh.	4	73465	0	1.530	1.530	0	0.000
(c)	Qualified Foreign Investor	-	-	-	-	-	-	-
(d)	Any Other (specify)	-	-	-	-	-	-	-
	Sub-Total (B)(2)	138	4561300	0	94.972	94.972	0	0.000
(B)	Total Public Shareholding (B)= (B)(1)+(B)(2)	138	4561300	0	94.972	94.972	0	0.000
	TOTAL (A)+(B)	141	4802800	0	100.000	100.000	0	0.000
(C)	Shares held by Custodians and against which Depository Receipts have been issued							
1	Promoter and Promoter Group	-	-	-	-	-	-	-
2	Public	-	-	-	-	-	-	-
	Sub-Total (C)	0	0	0	0.000	0.000	0	0.000
	GRAND TOTAL (A)+(B)+(C)	141	4802800	0	100.000	100.000	0	0.000



(I)(b) Statement showing holding of securities (including shares, warrants, convertible securities) of persons belonging to the category "Promoter and Promoter Group"

Sr.	Name of the shareholder	Details of Shares held		Encumbered shares (*)			Details of warrants		Details of convertible securities		Total shares (including underlying shares assuming full conversion of warrants and convertible securities) as a % of diluted share capital	
		Number of shares held	As a % of grand total (A)+(B)+(C)	No.	As a percentage	As a % of grand total (A)+(B)+(C) of sub-clause (I)(a)	Number of warrants held	As a % total number of warrants of the same class	Number of convertible securities held	As a % total number of convertible securities of the same class		
No.	(i)	(ii)	(iii)	(iv)	(v)	(vi)=(v)/(iii)*100	(vii)	(viii)	(ix)	(x)	(xi)	(xii)
1	RAJESH AGARWAL	7000	0.146	-	-	-	-	-	-	-	-	-
2	RUCHI AGARWAL	6000	0.125	-	-	-	-	-	-	-	-	-
3	AMRITLAXMI DEALCOM PRIVATE	228500	4.758	-	-	-	-	-	-	-	-	-
TOTAL		241500	5.028	-	-	-	-	-	-	-	-	-



(I)(c)(i) Statement showing holding of securities (including shares, warrants, convertible securities) of persons belonging to the category "Public" and holding more than 1% of the total number of shares

Sr. No.	Name of the shareholder	Number of shares held	Shares as a percentage of total number of shares {i.e., Grand Total (A)+(B)+(C) indicated in Statement at para (I)(a) above}	Details of warrants		Details of convertible securities		Total shares (including underlying shares assuming full conversion of warrants and convertible securities) as a % of diluted share capital
				Number of warrants held	As a % total number of warrants of the same class	Number of convertible securities held	% w.r.t total number of convertible securities of the same class	
1	SHANKAR RESOURCE PRIVATE LIMITED	240000	4.997	-	-	-	-	-
2	TYPHOON FINVEST SERVICES PRIVATE LIMITED	240000	4.997	-	-	-	-	-
3	SKYPACK VANIJYA PRIVATE LIMITED	240000	4.997	-	-	-	-	-
4	SAKTIDHAM ENCLAVE PRIVATE LIMITED	239000	4.976	-	-	-	-	-
5	STRONG DEALTRADE PRIVATE LIMITED	239000	4.976	-	-	-	-	-
6	MARUBHUMI VINCOM PRIVATE LIMITED	238000	4.955	-	-	-	-	-
7	EVERLINK VINTRADE PRIVATE LIMITED	236800	4.930	-	-	-	-	-
8	KALASHREE MERCHANDISE PRIVATE LIMITED	235000	4.893	-	-	-	-	-
9	WALTER NIRYAT PRIVATE LIMITED	220000	4.581	-	-	-	-	-
10	IMPEX CONSULTANTS PRIVATE LIMITED	200000	4.164	-	-	-	-	-
11	PROTRA EXIM PRIVATE LIMITED	200000	4.164	-	-	-	-	-
12	RISEWELL CREDIT PRIVATE LIMITED	200000	4.164	-	-	-	-	-
13	VANDEEP FINANCIAL SERVICES PVT. LTD.	180000	3.748	-	-	-	-	-



14	WAYCOM COMMERCIAL LIMITED	174000	3.623	-	-	-	-	-
15	MAJESTIC SALES PROMOTION PRIVATE LIMITED	160000	3.331	-	-	-	-	-
16	DENON MERCHANDISE PRIVATE LIMITED	140000	2.915	-	-	-	-	-
17	K. S. VANIJYA PRIVATE LIMITED	138400	2.882	-	-	-	-	-
18	DEVCON COMMODITIES PRIVATE LIMITED	133600	2.782	-	-	-	-	-
19	RATNA NANDAN COMMERCE PRIVATE LIMITED	131200	2.732	-	-	-	-	-
20	JINDAL COMMERCIAL PRIVATE LIMITED	128000	2.665	-	-	-	-	-
21	STARLITE VANIJYA PRIVATE LIMITED	128000	2.665	-	-	-	-	-
22	M. B. COMMERCE LIMITED	112000	2.332	-	-	-	-	-
23	FLETING VYAPAAR PRIVATE LIMITED	100000	2.082	-	-	-	-	-
24	SHARADDHA MARKETING PRIVATE LIMITED	100000	2.082	-	-	-	-	-
25	MARADONA HOLDING PRIVATE LIMITED	56000	1.166	-	-	-	-	-
26	GALAXY EXPORTS PRIVATE LIMITED	50400	1.049	-	-	-	-	-
	TOTAL	4459400	92.850	-	-	-	-	-




D)(c)(ii) Statement showing holding of securities (including shares, warrants, convertible securities) of persons (together with PAC) belonging to the category "Public" and holding more than 5% of the total number of shares of the company

Sr. No.	Name(s) of the shareholder(s) and the Persons Acting in Concert (PAC) with them	Number of shares	Shares as a percentage of total number of shares {i.e., Grand Total (A)+(B)+(C) indicated in Statement at para (I)(a) above}	Details of warrants		Details of convertible securities		Total shares (including underlying shares assuming full conversion of warrants and convertible securities) as a % of diluted share capital
				Number of warrants	As a % total number of warrants of the same class	Number of convertible securities held	% w.r.t total number of convertible securities of the same class	
NIL								



(I)(d) Statement showing details of locked-in shares

Sr. No.	Name of the shareholder	Number of locked-in shares	Locked-in shares as a percentage of total number of shares {i.e., Grand Total (A)+(B)+(C) indicated in Statement at para (I)(a) above}
		NIL	



(II)(a) Statement showing details of Depository Receipts (DRs)

Sr. No.	Type of outstanding DR (ADRs, GDRs, SDRs, etc.)	Number of outstanding DRs	Number of shares underlying outstanding DRs	Shares underlying outstanding DRs as a percentage of total number of shares {i.e., Grand Total (A)+(B)+(C) indicated in Statement at para (I)(a) above}
			NIL	



(II)(b) Statement showing holding of Depository Receipts (DRs), where underlying shares held by "promoter/promoter group" are in excess of 1% of the total number of shares

Sr. No.	Name of the DR Holder	Type of outstanding DR (ADRs, GDRs, SDRs, etc.)	Number of shares underlying outstanding DRs	Shares underlying outstanding DRs as a percentage of total number of shares {i.e., Grand Total (A)+(B)+(C) indicated in Statement at para (I)(a) above}
1				
2				
3				
NIL				

