


**Shareholding Pattern as per Clause 35 of the Listing Agreement**


Name of the company	VISCO TRADE ASSOCIATES LTD
Scrip Code, Name of the scrip, class of security:	EQUITY SHARES
Quarter ended:	December 2010

**(I)(a) Statement Showing Shareholding Pattern**

Partly paid-up shares:-	No. of partly paid-up shares	As a % of total no. of partly paid-up shares	As a % of total no. of shares of the company
Held by promoter/promoter group	NIL	NA	NA
Held by public	NIL	NA	NA
<b>Total</b>			
Outstanding convertible securities:-	No. of outstanding securities	As a % of total no. of outstanding convertible securities	As a % of total no. of shares of the company, assuming full conversion of the convertible securities
Held by promoter/promoter group	NIL	NA	NA
Held by public	NIL	NA	NA
<b>Total</b>			
Warrants:-	No. of warrants	As a % of total no. of warrants	As a % of total no. of shares of the company, assuming full conversion of warrants
Held by promoter/promoter group	NIL	NA	NA
Held by public	NIL	NA	NA
<b>Total</b>			
<b>Total paid-up capital of the company, assuming full conversion of warrants and convertible securities</b>	<b>48,02,800</b>		<b>100</b>



Statement Showing Shareholding Pattern								
Category code	Category of Shareholder	Number of Shareholders	Total number of shares	Number of shares held in dematerialized form	Total shareholding as a percentage of total number of shares		Shares Pledged or otherwise encumbered	
					As a percentage of (A+B) <sup>1</sup>	As a percentage of (A+B+C)	Number of shares	As a percentage
(I)	(II)	(III)	(IV)	(V)	(VI)	(VII)	(VIII)	(IX) = (VIII)/(IV)*100
<b>(A)</b>	<b>Shareholding of Promoter and Promoter</b>							
1	<b>Indian</b>							
(a)	Individuals/ Hindu Undivided Family	5	34000	0	0.710	0.710	0	0.000
(b)	Central Government/ State Government(s)	-	-	-	-	-	-	-
(c)	Bodies Corporate	-	-	-	-	-	-	-
(d)	Financial Institutions/ Banks	-	-	-	-	-	-	-
(e)	Any Others (Specify)	-	-	-	-	-	-	-
	<b>Sub Total(A)(1)</b>	<b>5</b>	<b>34000</b>	<b>0</b>	<b>0.710</b>	<b>0.710</b>	<b>0</b>	<b>0.000</b>
2	<b>Foreign</b>							
a	Individuals (Non-Residents Individuals/ Foreign Individuals)	-	-	-	-	-	-	-
b	Bodies Corporate	-	-	-	-	-	-	-
c	Institutions	-	-	-	-	-	-	-
d	Qualified Foreign Investor	-	-	-	-	-	-	-
e	Any Others (Specify)	-	-	-	-	-	-	-
	<b>Sub Total(A)(2)</b>	<b>0</b>	<b>0</b>	<b>0</b>	<b>0.000</b>	<b>0.000</b>	<b>0</b>	<b>0.000</b>
	<b>Total Shareholding of Promoter and Promoter Group (A) = (A)(1)+(A)(2)</b>	<b>5</b>	<b>34000</b>	<b>0</b>	<b>0.710</b>	<b>0.710</b>	<b>0</b>	<b>0.000</b>



<b>(B)</b>	<b>Public shareholding</b>							
<b>1</b>	<b>Institutions</b>	-	-	-	-	-	-	-
(a)	Mutual Funds/ UTI	-	-	-	-	-	-	-
(b)	Financial Institutions / Banks	-	-	-	-	-	-	-
(c)	Central Government/ State Government(s)	-	-	-	-	-	-	-
(d)	Venture Capital Funds	-	-	-	-	-	-	-
(e)	Insurance Companies	-	-	-	-	-	-	-
(f)	Foreign Institutional Investors	-	-	-	-	-	-	-
(g)	Foreign Venture Capital Investors	-	-	-	-	-	-	-
(h)	Qualified Foreign Investor	-	-	-	-	-	-	-
(i)	Any Other (specify)	-	-	-	-	-	-	-
	<b>Sub-Total (B)(1)</b>	<b>0</b>	<b>0</b>	<b>0</b>	<b>0.000</b>	<b>0.000</b>	<b>0</b>	<b>0.000</b>
<b>B 2</b>	<b>Non-Institutions</b>							
(a)	Bodies Corporate	62	4666900	0	97.170	97.170	0	0.000
(b)	Individuals							
I	i. Individual shareholders holding nominal share capital up to Rs 1 lakh	106	14335	0	0.300	0.300	0	0.000
II	ii. Individual shareholders holding nominal share capital in excess of Rs. 1 lakh.	5	87565	0	1.820	1.820	0	0.000
(c)	Qualified Foreign Investor	-	-	-	-	-	-	-
(d)	Any Other (specify)	-	-	-	-	-	-	-
	<b>Sub-Total (B)(2)</b>	<b>173</b>	<b>4768800</b>	<b>0</b>	<b>99.290</b>	<b>99.290</b>	<b>0</b>	<b>0.000</b>
<b>(B)</b>	<b>Total Public Shareholding (B)= (B)(1)+(B)(2)</b>	<b>173</b>	<b>4768800</b>	<b>0</b>	<b>99.290</b>	<b>99.290</b>	<b>0</b>	<b>0.00</b>
	<b>TOTAL (A)+(B)</b>	<b>178</b>	<b>4802800</b>	<b>0</b>	<b>100.000</b>	<b>100.000</b>	<b>0</b>	<b>0.000</b>
<b>(C)</b>	<b>Shares held by Custodians and against which Depository Receipts have been issued</b>							
1	Promoter and Promoter Group	-	-	-	-	-	-	-
2	Public	-	-	-	-	-	-	-
	<b>Sub-Total (C)</b>	<b>0</b>	<b>0</b>	<b>0</b>	<b>0.000</b>	<b>0.000</b>	<b>0</b>	<b>0.000</b>
	<b>GRAND TOTAL (A)+(B)+(C)</b>	<b>178</b>	<b>4802800</b>	<b>0</b>	<b>100.00</b>	<b>100.000</b>	<b>0</b>	<b>0.000</b>



**(I)(b) Statement showing holding of securities (including shares, warrants, convertible securities) of persons belonging to the category "Promoter and Promoter Group"**

Sr. No.	Name of the shareholder	Details of Shares held		Encumbered shares (*)			Details of warrants		Details of convertible securities		Total shares (including underlying shares assuming full conversion of warrants and convertible securities) as a % of diluted share capital
		Number of shares held	As a % of grand total (A)+(B)+(C)	No.	As a percentage	As a % of grand total (A)+(B)+(C) of sub-clause (I)(a)	Number of warrants held	As a % total number of warrants of the same class	Number of convertible securities held	As a % total number of convertible securities of the same class	
(i)	(ii)	(iii)	(iv)	(v)	(vi)=(v)/(iii)*100	(vii)	(viii)	(ix)	(x)	(xi)	(xii)
1	RAJESH AGARWAL	7000	0.146	-	-	-	-	-	-	-	-
2	RUCHI AGARWAL	6000	0.125	-	-	-	-	-	-	-	-
3	RAKESH AGARWAL	7000	0.146	-	-	-	-	-	-	-	-
4	SHARODA AGARWAL	7000	0.146	-	-	-	-	-	-	-	-
5	RAJBALA AGARWAL	7000	0.146	-	-	-	-	-	-	-	-
<b>TOTAL</b>		<b>34000</b>	<b>0.708</b>	-	-	-	-	-	-	-	-




**(D)(c)(i) Statement showing holding of securities (including shares, warrants, convertible securities) of persons belonging to the category "Public" and holding more than 1% of the total number of shares**

Sr. No.	Name of the shareholder	Number of shares held	Shares as a percentage of total number of shares (i.e., Grand Total (A)+(B)+(C) indicated in Statement at para (I)(a) above}	Details of warrants		Details of convertible securities		Total shares (including underlying shares assuming full conversion of warrants and convertible securities) as a % of diluted share capital
				Number of warrants held	As a % total number of warrants of the same class	Number of convertible securities held	% w.r.t total number of convertible securities of the same class	
1	AJANTA MERCHANTS PRIVATE LIMITED	544000	11.327	-	-	-	-	-
2	RISEWELL CREDIT PRIVATE LIMITED	354000	7.371	-	-	-	-	-
3	SHANKAR RESOURCE PRIVATE LIMITED	240000	4.997	-	-	-	-	-
4	TYPHOON FINVEST SERVICES PRIVATE LIMITED	240000	4.997	-	-	-	-	-
5	WALTER NIRYAT PRIVATE LIMITED	220000	4.581	-	-	-	-	-
6	IMPEX CONSULTANTS PRIVATE LIMITED	200000	4.164	-	-	-	-	-
7	PROTRA EXIM PRIVATE LIMITED	200000	4.164	-	-	-	-	-
8	VANDEEP FINANCIAL SERVICES PVT. LTD.	180000	3.748	-	-	-	-	-
9	WAYCOM COMMERCIAL LIMITED	174000	3.623	-	-	-	-	-
10	MAJESTIC SALES PROMOTION PRIVATE LIMITED	160000	3.331	-	-	-	-	-
11	DENON MERCHANDISE PRIVATE LIMITED	140000	2.915	-	-	-	-	-
12	K. S. VANIJYA PRIVATE LIMITED	138400	2.882	-	-	-	-	-
13	DEVCON COMMODITIES PRIVATE LIMITED	133600	2.782	-	-	-	-	-
14	RATNA NANDAN COMMERCE PRIVATE LIMITED	131200	2.732	-	-	-	-	-
15	JINDAL COMMERCIAL PRIVATE LIMITED	128000	2.665	-	-	-	-	-
16	STARLITE VANIJYA PRIVATE LIMITED	128000	2.665	-	-	-	-	-



17	M. B. COMMERCE LIMITED	112000	2,332	-	-	-	-	-
18	FLETING VYAPAAR PRIVATE LIMITED	100000	2,082	-	-	-	-	-
19	SHARADDHA MARKETING PRIVATE LIMITED	100000	2,082	-	-	-	-	-
20	SHOW HOUSE TRACON PRIVATE LIMITED	88000	1,832	-	-	-	-	-
21	GUARDIAN TRAVELS LIMITED	80000	1,866	-	-	-	-	-
22	GUARDIAN LEASING LIMITED	60000	1,249	-	-	-	-	-
23	MARADONA HOLDING PRIVATE LIMITED	56000	1,166	-	-	-	-	-
24	GALAXY EXPORTS PRIVATE LIMITED	50400	1,049	-	-	-	-	-
	<b>TOTAL</b>	<b>3957600</b>	<b>82,402</b>	-	-	-	-	-




**(I)(c)(ii) Statement showing holding of securities (including shares, warrants, convertible securities) of persons (together with PAC) belonging to the category "Public" and holding more than 5% of the total number of shares of the company**

Sr. No.	Name(s) of the shareholder(s) and the Persons Acting in Concert (PAC) with them	Number of shares	Shares as a percentage of total number of shares {i.e., Grand Total (A)+(B)+(C) indicated in Statement at para (I)(a) above}	Details of warrants		Details of convertible securities		Total shares (including underlying shares assuming full conversion of warrants and convertible securities) as a % of <del>issued</del> share capital
				Number of warrants	As a % total number of warrants of the same class	Number of convertible securities held	% w.r.t total number of convertible securities of the same class	
1	AJANTA MERCHANTS PRIVATE LIMITED	544000	11.327	-	-	-	-	-
2	RISEWELL CREDIT PRIVATE LIMITED	354000	7.371	-	-	-	-	-
	<b>TOTAL</b>	<b>898000</b>	<b>18.697</b>	-	-	-	-	-



**(1)(d) Statement showing details of locked-in shares**

Sr. No.	Name of the shareholder	Number of locked-in shares	Locked-in shares as a percentage of total number of shares {i.e., Grand Total (A)+(B)+(C) indicated in Statement at para (1)(a) above}
		<b>NIL</b>	







**(II)(b) Statement showing holding of Depository Receipts (DRs), where underlying shares held by "promoter/promoter group" are in excess of 1% of the total number of shares**

Sr. No.	Name of the DR Holder	Type of outstanding DR (ADRs, GDRs, SDRs, etc.)	Number of shares underlying outstanding DRs	Shares underlying outstanding DRs as a percentage of total number of shares {i.e., Grand Total (A)+(B)+(C) indicated in Statement at para (I)(a) above}
1				
2				
3				
<b>NIL</b>				

